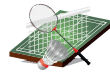


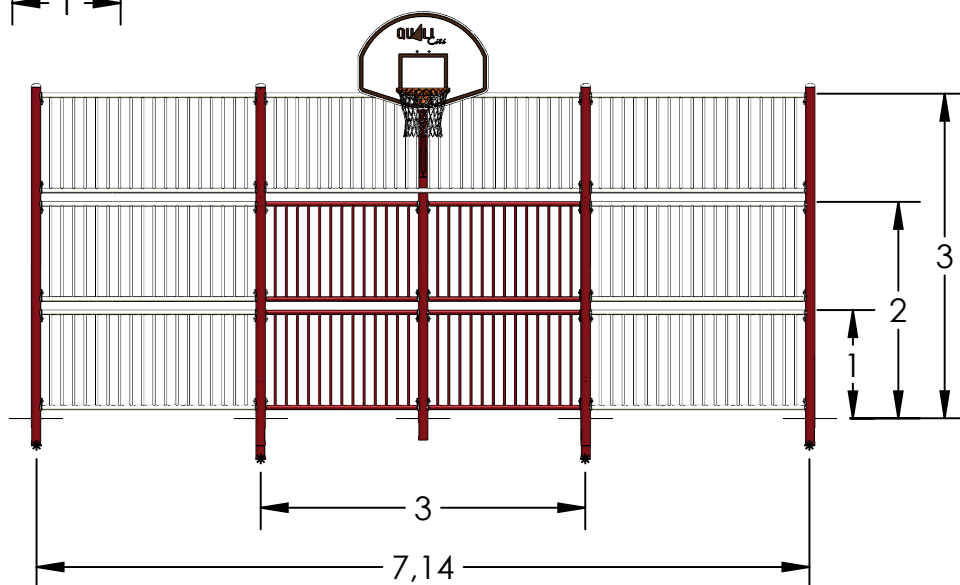
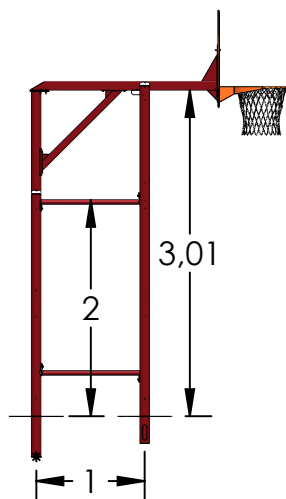


EN-15312





TSA0007001000



Profondeur des poteaux dans le sol	
	20 cm
	25 cm
	28 cm
	29 cm
	32.5 cm
	35 cm
	37.5 cm
	42.5 cm
	45 cm
	60 cm
	1000 cm

PLOT BETON 50x50x50 cm

50x50 x60 cm

50x50 x70 cm

50x50 x110 cm

